


# Star Army Duty Uniform, Type 30C

The Type 30C is a [Star Army of Yamatai](#) uniform that was introduced in [YE 37](#). It consists of a [regal blue](#) ribbed turtleneck sweater worn with either [cadet blue](#) pants or a regal blue skirt and cadet blue tights. It is an updated version of the [Type 30B Female Duty Uniform](#) that incorporates the standard colors of the [Star Army Duty Uniform, Type 35](#) that replaced the Type 30B.



**STAR.ARMY**  
SCI-FI RP FORUM

## Wear Instructions

The Type 30C duty uniform is considered an alternate for the Type 35 Duty Uniform and is worn in a similar manner as a “Class B Everyday” configuration. However, since the sweater does not support wrist rank, officers should wear their rank badge pin. The pin should be placed just below the piping on the left breast. The Type 30C is **not** authorized to substitute for the “Class A Formal” configuration of the Type 35 duty uniform. It is worn with boots.

## Changes from the Type 30B

- Colors match the color palette used with the Type 35 Duty Uniform
- Now available in male versions (worn with light blue Type 35 Dress Pants or Type 22 Cargo Pants)
- Shoulder color flash panels are no longer present
- Rank pins, when worn, are in the traditional “heart” position, not centered.
- Enlisted have arm rank sewn on the sleeve instead of a fleet patch.
- Since this is a cold weather uniform, it should be worn with pants or a skirt and tights.
  - The Type 35 skirts can be worn with this, or the older Type 30 skirts as long as they are in the correct color and are not shiny. This means the [Second Mishhuvurthyar War](#)-era ankle-length skirts can be worn with it.

## Color Scheme

UNIFORM BLUE	UNIFORM LIGHT BLUE-GRAY	PIPING	BELT	BUCKLE
#223460	#AEB6CA	#CCCCFF	#333333	#CCAB5C +DODGE TOOL
INFANTRY CORNFLOWER BLUE	COMMAND WHITE	STARSHIP OPS GRAY	INTEL BLACK	GUN METAL
#8B79EB	#F4F6F6	#647474	#171517	#6677AA
TECH RED	SUPPLY ORANGE	KITCHEN YELLOW	SCIENCE GREEN	PILOT BLUE
#96081C	#EE9516	#E5D307	#098721	#4040FF
HINOMARU RED	WARSHIP HULL PAINT	MEDICAL TEAL	SAFETY GREEN	POLICE BLUE
#800000	#ADADC6	#00C0C0	#81F832	#000040

# Uniform Insignia

This section gives instructions on how ranks, patches, pins, and other symbols are worn on the uniform.







## Rank Insignia

Officers wear rank pins and enlisted have arm patches.

Note that officers and warrant officers have a fleet patch in the location where enlisted and NCOs have their rank patch. NCOs and enlisted soldiers do not wear a fleet patch.

### Arm Patches for Enlisted Ranks


Enlisted rank is on the upper left arm only, midway between the shoulder and the elbow.









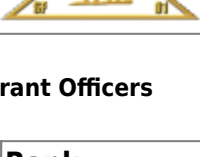
Jôtô Hei	3 green bars		Jôtô Heisho	three red inverted chevrons	
Ittô Hei	2 green bars		Ittô Heisho	two red inverted chevrons	
Nitô Hei	1 green bar		Nitô Heisho	a red inverted chevron	
There are no rank patches for the ranks of Yontô Hei and Santô Hei.					

### Rank Pin Badges for Officers


Rank pins are only worn in the “Class A Formal” configuration of this uniform. They are worn positioned over the left breast. Note that the rank pins shown below are the First Fleet and First Expeditionary Fleet. For other rank pin examples and general information on ranks, see [Star Army Ranks](#).



#### Officers

	Rank	Name	Description
09		Taisho	Fleet Admiral

	Rank	Name	Description
08		Chujo	Admiral
07		Shôshô	Vice Admiral
06		Taisa	Captain
05		Chusa	Commander
04		Shosa	Lieutenant
03		Taii	Lieutenant
02		Chui	Sub-Lieutenant
01		Shoi	Acting Sub-Lieutenant
00		Shoi Kohosei	Cadet

#### Warrant Officers

	Rank	Name	Description
W3		Ittô Juni	Warrant Officer First Class

	Rank	Name	Description
W2		<a href="#">Nitô Juni</a>	Warrant Officer Second Class
W1		<a href="#">Santô Juni</a>	Warrant Officer Third Class

## Patches and Other Insignia

This section shows where to place patches and other items on the uniform.

### Hinomaru Patch

The [Star Army Hinomaru](#) patch is on *all* Star Army of Yamatai uniforms.



In [YE 41](#), the Star Army began using the [Star Army Insignia Set, Type 41](#) on this uniform.

### Fleet Patches for Officers

Officer uniforms (only) may display a [Star Army Fleet Patch](#) on the left arm midway between the shoulder and the elbow.



## Unit Patches

Unit patches, as with previous uniforms, may **optionally** be worn above the Hinomaru on the shoulder and are based on the unit commander's preference. See: [Starship Patch](#)



## Medical Patch

[Star Army Medical](#) personnel have a red diamond patch on their left shoulder. This patch goes above patches for enlisted rank or fleet patches. Qualified medics may continue to wear this patch after changing occupations.




## Gallery

This section shows artwork that includes the Type 30C Duty Uniform.







Star Army Logistics	
Supply Classification	Class L - EQUIPMENT PERSONAL ESSENTIAL & UNIFORMS
Products & Items Database	
Product Categories	uniforms
Product Name	Star Army Duty Uniform, Type 30C
Year Released	<a href="#">YE 37</a>

From:

<https://wiki.stararmy.com/> - **STAR ARMY**

Permanent link:

[https://wiki.stararmy.com/doku.php?id=stararmy:uniforms:duty\\_uniform\\_type\\_30c](https://wiki.stararmy.com/doku.php?id=stararmy:uniforms:duty_uniform_type_30c)

Last update: **2023/12/21 01:02**

